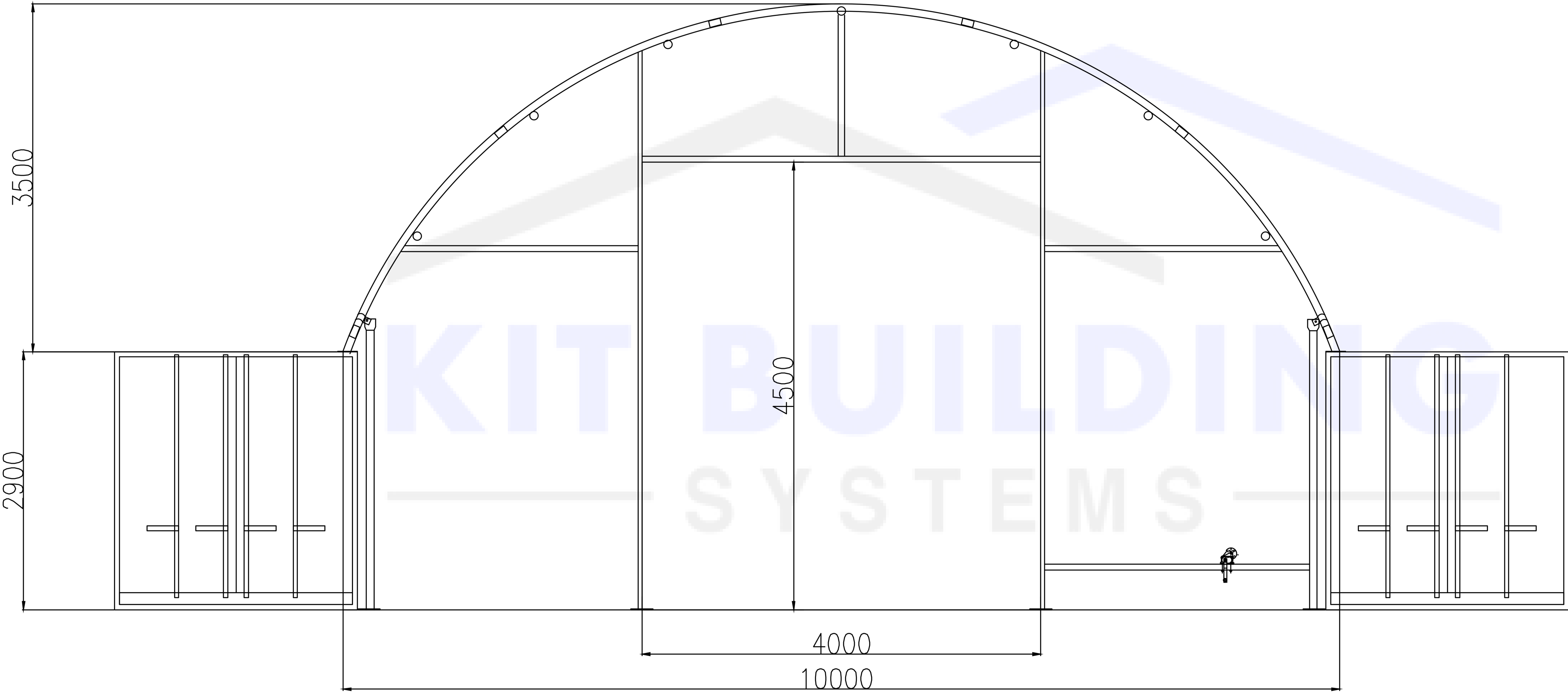


Container Canopy



PROJECT TITLE

Container Canopy  
10m x 6m x 3.5m | 33' x 20' x 12'  
Width x Depth x Height

NOTES

WORKING DRAWING

DRAWING BY: Dawid Chomicz

CHECKED BY: Cameron Newbold

PROJECT: CC-PVC-RST-10636-GREY

SCALE N.T.S. 27.08.2025

Width: 10m | 33'  
Depth: 6m | 20'  
Eave Height: 2.9m | 9'5"  
Overall Height: 3.5m | 12'  
Arch Distance: 1.99m | 6'5"  
Opening Clearance: 4.5m | 14'8"

REVISIONS

Sr.	DESCRIPTION	DATE
		27.08.2025

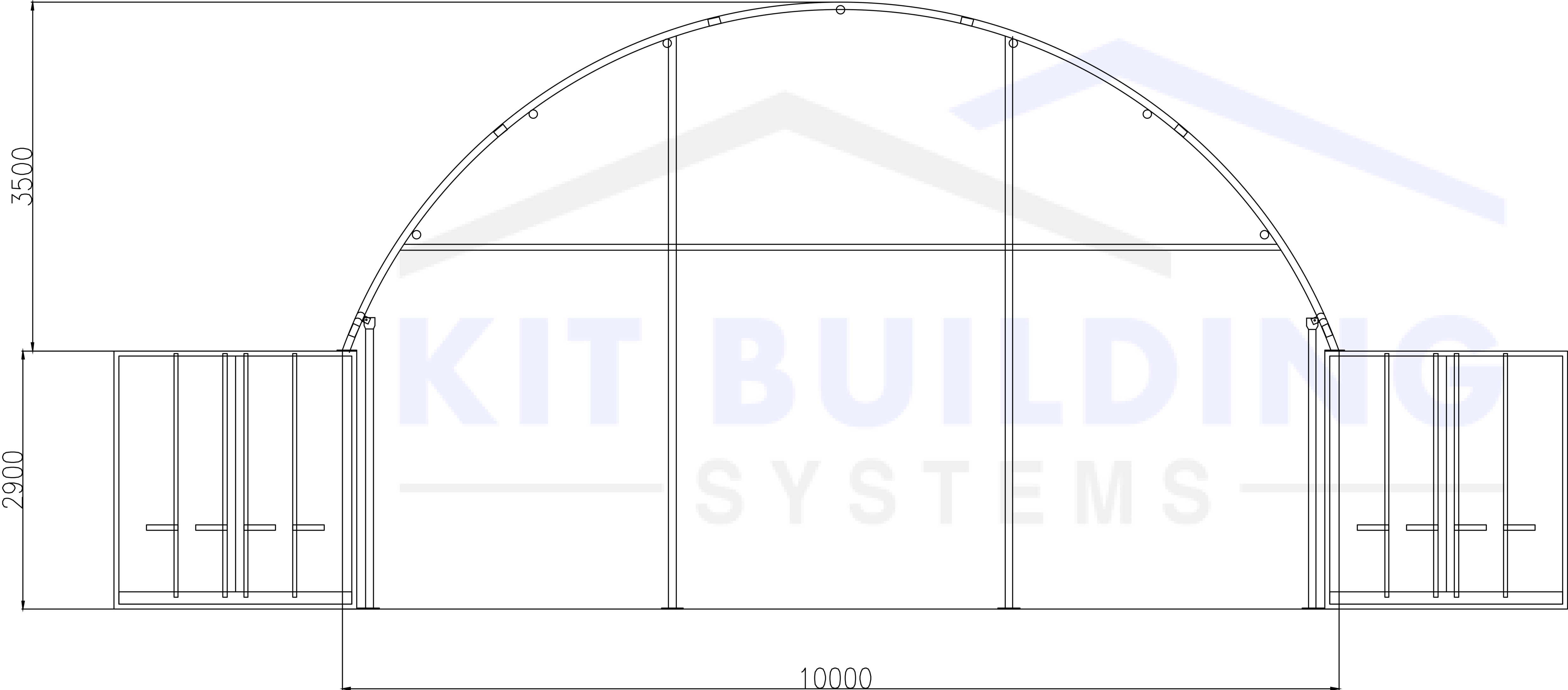
CLIENT

Container Canopy  
Standard Model

Steel Frame: CHS Single Truss	Covering: 610g/m²   22oz/sq yd	Arch Tube Thickness: 76mm x 2mm   2.99" x x 0.08"	Purling Tube Thickness: 60mm x 1.5mm   2.36" x x 0.06"	Eave Height: 2.9m   9'5"	Opening/Shutter Size WxH: 4m x 4.5m   13'1" x 14'8"
-------------------------------------	--------------------------------------	---	--	-----------------------------	---

FRONT ELEVATIONS	Shutter Type:	Pedestrian door WxH Quantity: N/A Size: N/A Material: N/A	PAGE 1 OF 3
	Winch operated shutter		

Container Canopy



PROJECT TITLE

Container Canopy  
10m x 6m x 3.5m | 33' x 20' x 12'  
Width x Depth x Height

NOTES

WORKING DRAWING

DRAWING BY: Dawid Chomicz

CHECKED BY: Cameron Newbold

PROJECT: CC-PVC-RST-10636-GREY

SCALE N.T.S 27.08.2025

Width: 10m | 33'  
Depth: 6m | 20'  
Eave Height: 2.9m | 9'5"  
Overall Height: 3.5m | 12'  
Arch Distance: 1.99m | 6'5"  
Opening Clearance: 4.5m | 14'8"

REVISIONS

Sr.	DESCRIPTION	DATE
		27.08.2025

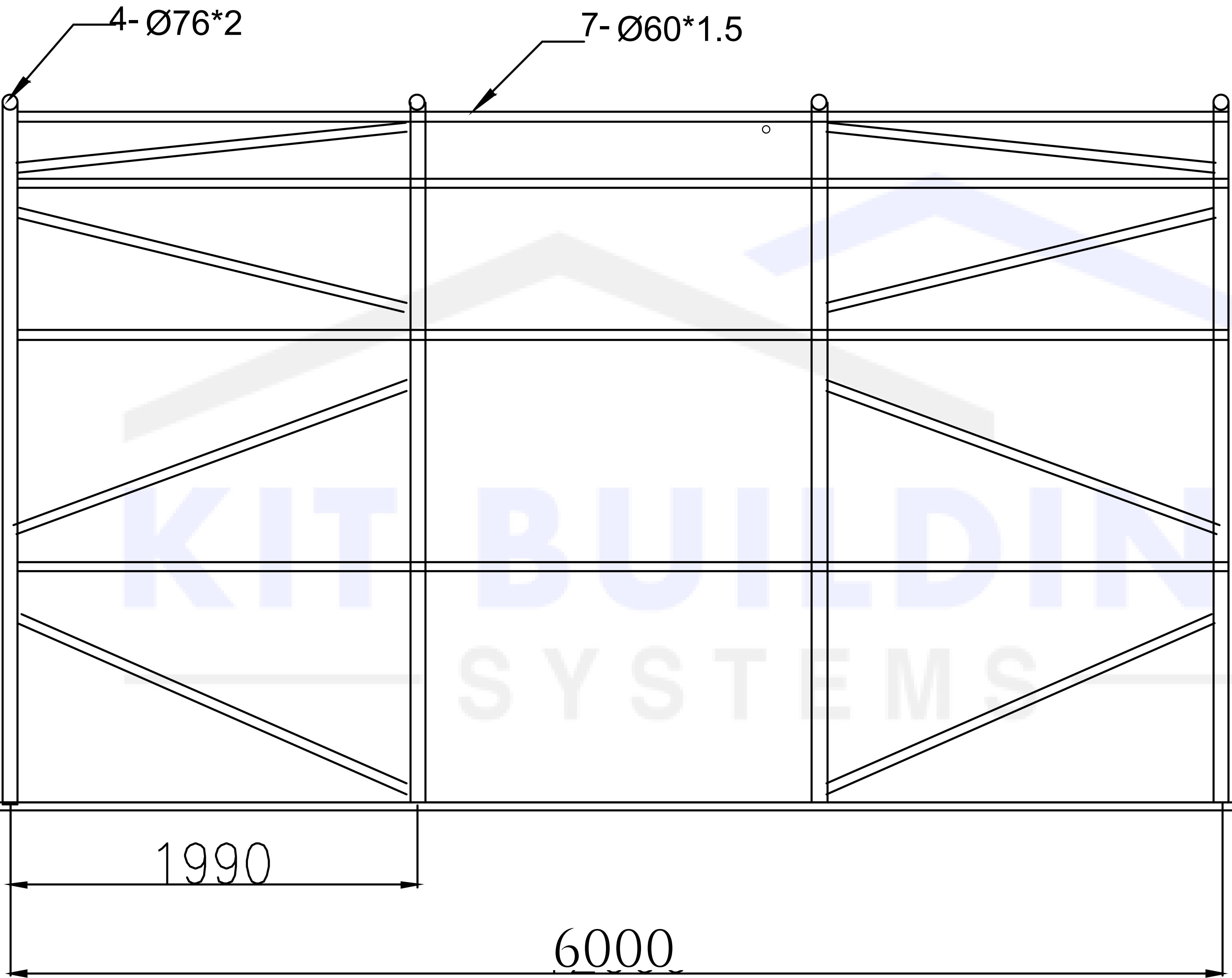
CLIENT

Container Canopy  
Standard Model

Steel Frame: CHS Single Truss	Covering: 610g/m²   22oz/sq yd	Arch Tube Thickness: 76mm x 2mm   2.99" x x 0.08"	Purling Tube Thickness: 60mm x 1.5mm   2.36" x x 0.06"	Eave Height: 2.9m   9'5"	Opening/Shutter Size WxH: 4m x 4.5m   13'1" x 14'8"
-------------------------------------	--------------------------------------	---	--	-----------------------------	---

BACK ELEVATIONS	Shutter Type:	Pedestrian door WxH Quantity: N/A Size: N/A Material: N/A	PAGE 2 OF 3
	Winch operated shutter		

Container Canopy



PROJECT TITLE

Container Canopy  
10m x 6m x 3.5m | 33' x 20' x 12'  
Width x Depth x Height

NOTES

WORKING DRAWING

DRAWING BY: Dawid Chomicz

CHECKED BY: Cameron Newbold

PROJECT: CC-PVC-RST-10636-GREY

SCALE N.T.S 27.08.2025

Width: 10m | 33'  
Depth: 6m | 20'  
Eave Height: 2.9m | 9'5"  
Overall Height: 3.5m | 12'  
Arch Distance: 1.99m | 6'5"  
Opening Clearance: 4.5m | 14'8"

REVISIONS

Sr.	DESCRIPTION	DATE
		27.08.2025

CLIENT

Container Canopy  
Standard Model

Steel Frame: CHS Single Truss	Covering: 610g/m²   22oz/sq yd	Arch Tube Thickness: 76mm x 2mm   2.99" x x 0.08"	Purling Tube Thickness: 60mm x 1.5mm   2.36" x x 0.06"	Eave Height: 2.9m   9'5"	Opening/Shutter Size WxH: 4m x 4.5m   13'1" x 14'8"
-------------------------------------	--------------------------------------	---	--	-----------------------------	---

SIDE ELEVATIONS

Shutter Type:	Pedestrian door WxH Quantity: N/A Size: N/A Material: N/A
Winch operated shutter	